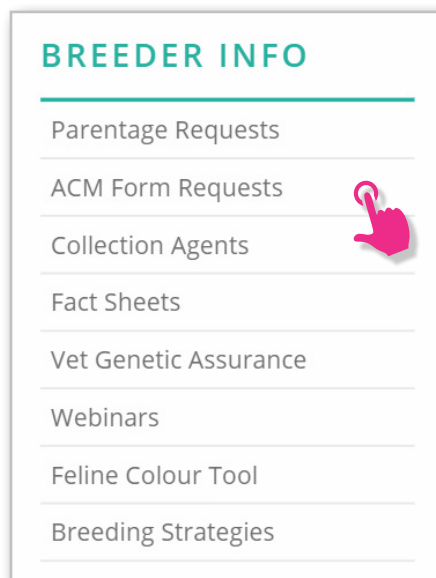


# HOW TO CREATE ELECTRONIC ACM FORMS

*This option will allow you to print off an ACM form that is pre-populated with all animal's details as reflected in their online profile.*

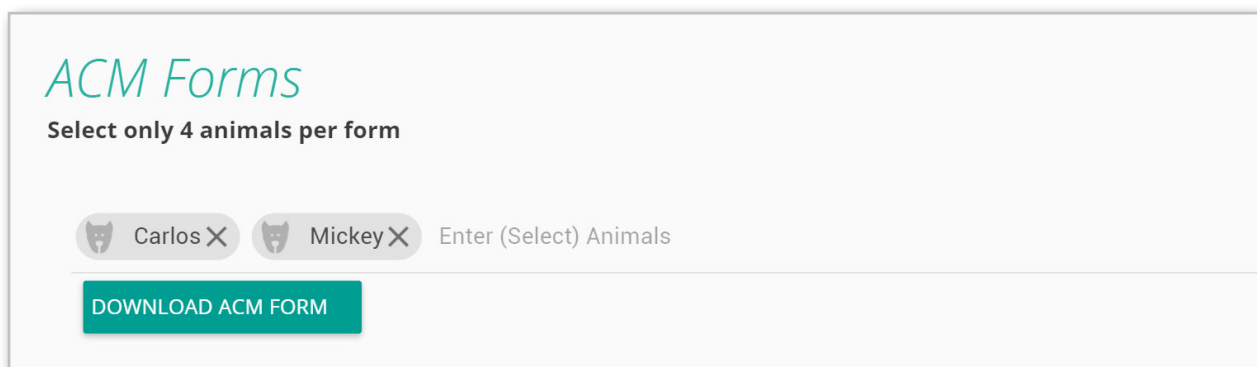
## STEP 1

You must log into your account. Once logged in click on the **ACM Form Requests** tab



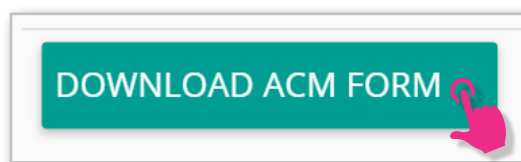
## STEP 2

Select the animals from your profile that you wish to appear on the form. You can do this by starting to type their pet name and select. Up to 4 animals can be selected to be populated into one form




## STEP 3

Once you have selected your animals, click the **DOWNLOAD ACM FORM**



A new tab will appear with your form. Please check all details are correct before printing.

**Approved Collection Method (ACM) Submission Form**



**Owner's Name** : John Smith  
**Membership Number** : 41005323453453

*Collector's Details*

Collection Agent      **Agent ID:** .....

Vet                       Owner                      Number of Samples Collected :

**Tamper Evident Barcode** :       **Date of Collection** : DD / MM / YYYY

**Collector's Name** : \_\_\_\_\_

**Name of Clinic** : \_\_\_\_\_

**1. Microchip Number:** 95801205242      Pedigree cited:  Y    N

Name of Dog1 : Carlos      Sex : Male      Colour : Black & White     

Reg Num: : 456789      DOB: 1/1/1985      Breed: Labrador Retriever

Test Requested (Please Tick) -    DNAP    FBP    DNAACM    Single Test

**2. Microchip Number:** 956928310178      Pedigree cited:  Y    N

Name of Dog1 : Mickey      Sex : Male      Colour : .....     

Reg Num: : 123456      DOB: DD / MM / YYYY      Breed: Cavalier King Charles Spaniel

Test Requested (Please Tick) -    DNAP    FBP    DNAACM    Single Test

I acknowledge that as an Approved Collector I have scanned and verified the microchip number(s) listed below. I have collected the animals as instructed and trained by Orivet.

Please Note : No Collection Agents receive results ..... (collection agent signature)

www.orivet.com  
phone: +61 3 9534 1544

**STEP 4**

Take this form with you to the vet or approved collection agent to complete and sign off on upon DNA collection. Ensure you send in the completed and signed form in with your samples/s.

